

*Solid Wood Products
Made in the USA*



- Cutting boards & serving trays
- Custom awards & plaques
- Menus & check presenters
- Custom framing
- Medallion/Coin holders
- Table-top displays & signage
- Presentation boxes & custom packaging

Custom Wood Products

Custom Awards	3
Custom Projects	4-5
Custom Table Top Signage & Displays	6-7

Custom Framing

Custom Framing	8,9,48
----------------------	--------

Hospitality Products

Flight Boards, Paddles & Trays	10,11,19
Condiment & Bar Caddies	12
Coasters	13
Cutting & Charcuterie Boards	14,15,23
Dishwasher Safe Cutting Boards	15
Check Presenters	16,19
Menu Boards	16-17
Table Tents	18

Authentic Whiskey Barrel Products

Signage, Coasters, Bottle Openers, Frames, Check Presenters, & Displays	16,19
--	-------

Desktop Accessories

Paperweights	20
Bookends	21
Name Plates	22
Business Card Holders	22

Holiday & Gifts

Whiskey Barrel Stave Items	19
Ornaments	2-3
Coasters	13,23
Cutting Boards & Trays	14,15,23
Frames	19,48

Boxes

Custom Packaging	4,24
Presentation Boxes	4,24-25
Coin/Medallion Box	26-27

Challenge Coin & Medallion Holders

Stands/ Holders	28-29
Wall Holders	29
Boxes	26-27

Recognition Plaques

Solid Walnut Rectangular Plaques ...	30-33,35
Laser Ready Plaques	31
Solid Walnut Shield Plaques	34
Solid Walnut Perpetual Plaques	35
Solid Walnut State Plaques	36
Solid Cherry Plaques	37
Solid Oak Plaques	38
Solid Alder Plaques	39
Bamboo Plaques	40
Economy Wood Grained Plaques	41

Trophy Bases

Solid Walnut Trophy Bases	42-44
---------------------------------	-------

Flag Cases & Shadow Boxes

Flag Cases	45
Shadow Boxes	46

Certificate Plaques & Documents Holders

Slide-in Certificate Plaques	47
EFC Certificate Frames	48
Walnut Slip-in & Drip-in Plaques	49
Eco. & Trad.'l Certificate Plaques	50
Featherlite Plaques	51
Raised Designer Plaques	52
Leatherettes	53

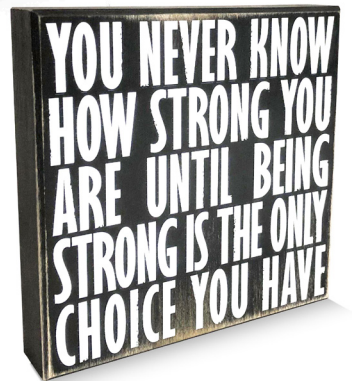
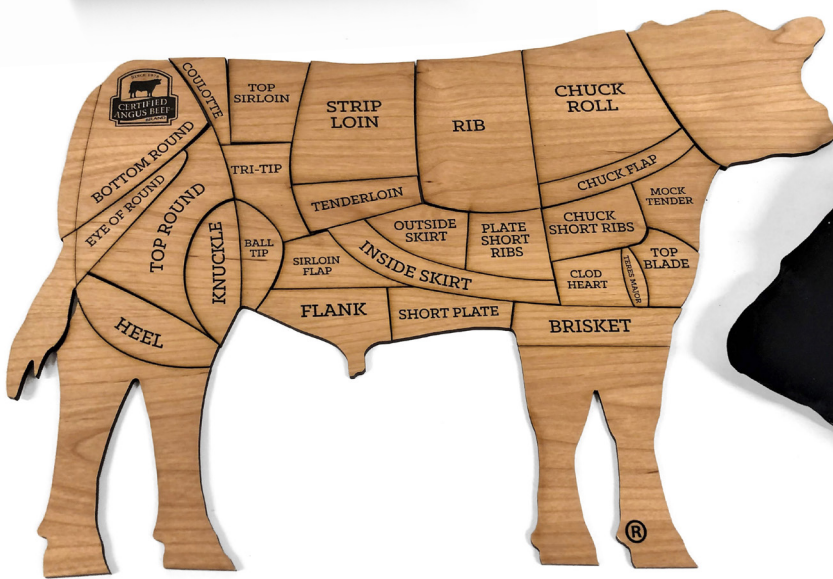

Customization, Decoration & Fulfillment

Personalization & Fulfillment	54
Wood Species	55
Wood Stains	56
Edge Profiles	57

CUSTOM AWARDS



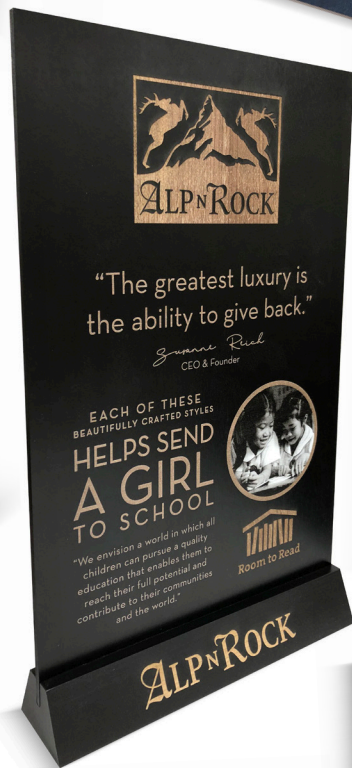
CUSTOM PROJECTS



CUSTOM PROJECTS



CUSTOM TABLE-TOP SIGNAGE & DISPLAYS



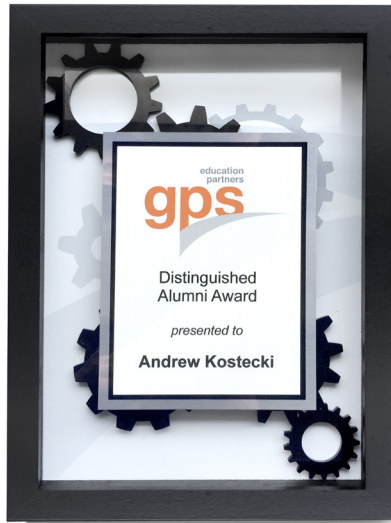
CUSTOM TABLE-TOP SIGNAGE & DISPLAYS



CUSTOM FRAMING



CUSTOM FRAMING



HOSPITALITY FLIGHT BOARD & FLIGHT PADDLES



PBO3-1.5/2



PBW4-1.5/2
w/ Card Rout

PBW4-1.5/2
w/o Card Rout



FBW-1.5/2



FBO-1.5/2



Optional Feet

SOLID WOOD FLIGHT BOARD WITH INTERCHANGEABLE PLATES

ITEM #	BOARD SIZE	ROUTS SIZE/#OF ROUTS	WOOD
FBO-1.5/2	7-1/2" X 10-3/4" X 3/4"	1.5" & 2" ...3 routs	SOLID OAK
FBW-1.5/2	7-1/2" X 10-3/4" X 3/4"	1.5" & 2" ...3 routs	SOLID WALNUT

Optional: Laser Engraving, full color UV printing, full color sublimated plates, chalkboard plates and rubber feet

SOLID WOOD FLIGHT PADDLES

ITEM #	BOARD SIZE	ROUT SIZE/ # OF ROUTS	WOOD
PBO3-1.5/2	4" X 14" X 3/4"	1.5" & 2"... 3 Routs	Solid Oak
PBW3-1.5/2	4" X 14" X 3/4"	1.5" & 2"... 3 Routs	Solid Walnut
PBC3-1.5/2	4" X 14" X 3/4"	1.5" & 2"... 3 Routs	Chalkboard
PBO4-1.5/2	4" X 17" X 3/4"	1.5" & 2"... 4 Routs	Solid Oak
PBW4-1.5/2	4" X 17" X 3/4"	1.5" & 2"... 4 Routs	Solid Walnut
PBC4-1.5/2	4" X 17" X 3/4"	1.5" & 2"... 4 Routs	Chalkboard
PBC4-2.3/2.7	4-7/8" X 22" X 3/4"	2.375" & 2.875"... 4 Routs	Chalkboard

Optional: Laser engraving or UV printing ...black rubber feet



PBWWINE3



Custom Projects Are Welcome



FBBS03

WHISKEY BARREL STAVES FLIGHT BOARD

ITEM #	BOARD SIZE	ROUTS SIZE/#OF ROUTS	WOOD
FBBS03	3.5"-4" X 14" X 1"	3...Cannot exceed 2.5"	Oak Whiskey Barrel Staves
FBBS04	3.5"-4" X 17" X 1"	4...Cannot exceed 2.5"	Oak Whiskey Barrel Staves

Optional: Laser engraving

HOSPITALITY FLIGHT TRAYS



FBTO3 -1.5/2



FBTW3 -1.5/2

SOLID WOOD FLIGHT BOARD TRAY

ITEM #	BOARD SIZE	ROUT SIZE/ # OF ROUTS	WOOD
FBTO3-1.5/2	4" X 10-1/2" X 1-3/8"	1.5" & 2"... 3 Routs	Oak
FBTO3-1.5/2 WITH CARD SLOT	4" X 10-1/2" X 1-3/8"	1.5" & 2"... 3 Routs	Oak
FBTW3-1.5/2	4" X 10-1/2" X 1-3/8"	1.5" & 2"... 3 Routs	Walnut
FBTW3-1.5/2 WITH CARD SLOT	4" X 10-1/2" X 1-3/8"	1.5" & 2"... 3 Routs	Walnut
FBTO4-1.5/2	4" X 14" X 1-3/8"	1.5" & 2"... 4 Routs	Oak
FBTO4-1.5/2 WITH CARD SLOT	4" X 14" X 1-3/8"	1.5" & 2"... 4 Routs	Oak
FBWT4-1.5/2	4" X 14" X 1-3/8"	1.5" & 2"... 4 Routs	Walnut
FBWT4-1.5/2 WITH CARD SLOT	4" X 14" X 1-3/8"	1.5" & 2"... 4 Routs	Walnut

Optional: Laser engraving, full color UV Printing, & tasting note card slot



Custom FBTO



FBTO3-1.5 (Arched)

SOLID OAK FLIGHT BOARD TRAY (ARCHED)

ITEM #	BOARD SIZE	ROUT SIZE/ # OF ROUTS	WOOD
FBTO3-1.5 (ARCHED)	3.5" X 14" X 1"	1.5"... 3 Routs	Solid Oak

Optional: Laser engraving or UV printing...vintage bottle opener



FBTR3-2
(CUSTOM BLACK)



PBR4-2

PBR3-2

DISHWASHER SAFE FLIGHT BOARDS

ITEM #	BOARD SIZE	ROUTS SIZE/#OF ROUTS	WOOD
PBR3-2	4" X 14" X 1/4"	2.06"...3 routs	Richlite (Natural or Black*)
PBR4-2	4" X 17" X 1/4"	2.06"...4 routs	Richlite (Natural or Black*)
FBTR3-2	4" X 10-1/2" X 1-3/8"	2.06"...3 routs	Richlite (Natural or Black*)
FBTR4-2	4" X 14" X 1-3/8"	2.06"...4 routs	Richlite (Natural or Black*)

Optional: Laser engraving...Black is custom

HOSPITALITY CADDIES



CRATEBB11.5



C-BAR2



C-BAR1



Custom
Napkin Caddy



Custom Projects
Are Welcome



3-in-1 Caddy



Custom
CDDW

SOLID PINE CONDIMENT CADDY

ITEM #	DESCRIPTION	SIZE	WOOD
CNP (1 COMPARTMENT)	Solid Pine with natural clear lacquer.	6-1/8" D x 7-1/2" W x 10-5/8" H (OD) & 5" D x 6" W x 9-1/2" H (ID)	Pine
CDDW (1 COMPARTMENT)	Solid Pine with dark distressed walnut stain	6-1/8" D x 7-1/2" W x 10-5/8" H (OD) & 5" D x 6" W x 9-1/2" H (ID)	Pine
3-IN-1 CNP6 (WITH 6 BOTTLE BEVERAGE DIVIDER)	Solid Pine with a natural clear lacquer	6.5" D x 9.5" W x 11.5" H (OD)...5.5" D x 8.5" W x 10" H (ID)	Pine
3-IN-1 CDDW6 (WITH 6 BOTTLE BEVERAGE DIVIDER)	Solid Pine with distressed walnut finish	6.5" D x 9.5" W x 11.5" H (OD)...5.5" D x 8.5" W x 10" H (ID)	Pine
3-IN-1 CNP1 (WITH 1 MENU DIVIDER)	Solid Pine with a natural clear lacquer	6.5" D x 9.5" W x 11.5" H (OD)...5.5" D x 8.5" W x 10" H (ID)	Pine
3-IN-1 CDDW1 (WITH 1 MENU DIVIDER)	Solid Pine with distressed walnut finish	6.5" D x 9.5" W x 11.5" H (OD)...5.5" D x 8.5" W x 10" H (ID)	Pine
3-IN-1 CNP (WITH NO MENU DIVIDER)	Solid Pine with a natural clear lacquer	6.5" D x 9.5" W x 11.5" H (OD)...5.5" D x 8.5" W x 10" H (ID)	Pine
3-IN-1 CDDW (WITH NO MENU DIVIDER)	Solid Pine with distressed walnut finish	6.5" D x 9.5" W x 11.5" H (OD)...5.5" D x 8.5" W x 10" H (ID)	Pine
C-BAR1 (3 COMPARTMENTS)	Solid Alder bar/napkin caddy with custom walnut stain	8-1/4" x 6" x 4-3/4" (OD)...1 compartment for bar size napkin & 2 compartments for straw/stirrers	Alder
C-BAR2 (6 COMPARTMENTS)	Solid alder bar/napkin caddy with mahogany stain	10" x 6" x 4.5" (OD)...1 compartment for bar size napkins & 6 compartments for straws/stirrers	Alder
Click-It1 (1 COMPARTMENT)	Baltic birch caddy with full color graphic film	9" x 7" x 10.5" (OD)...6" x 5-3/16" x 4.25" (wall to wall) & 10.75" (to handle)	Baltic Birch

Optional: Laser engraving, full color UV printing, full color graphic film



Click-It Caddy



CDDW

HOSPITALITY COASTERS



CN4



CA4



Custom Holder



Authentic Whiskey
Barrel Staves



CR4



CRICH4
(Dishwasher Safe)



Custom Projects Are Welcome



CV4 (Laser Cut-Out & Engraving)



ITEM #	DESCRIPTION	SIZE	MATERIAL
CA4 (Circle or square)	Solid alder coaster with four felt dots on bottom	4" x 4" x 1/4" with a 3-3/4" diameter imprint area	Solid Alder
CW4 (Circle or square)	Solid walnut coaster with four felt dots on bottom	4" x 4" x 1/4" with a 3-3/4" diameter imprint area	Solid Walnut
CN4 (Circle)	Natural tree branch coaster with four felt dots on bottom	3" - 4" diameter x 3/4" thick. (This item varies in size). 2" diameter imprint area	Natural Elm Wood
CR4 (Square)	Reclaimed hardwood coaster	3-3/4" - 4" diameter x 1/2" - 3/4" thick. (This item varies in size). 3-3/4" diameter imprint area	Natural Elm Wood
CV4	Various shapes	4" diameter x 1/4" thick or custom shape with laser engraving or laser cut outs.	Cherry, Walnut, or Maple Veneer
CRICH4 (Circle or Square)	Dishwasher safe Richlite	4" x 4" x 1/4" thick with a 3-3/4" diameter imprint area	Richlite (Tan)
Custom Barrel Stave (Square with rout)	Square, authentic barrel staves	3.5" x 3.5" - 4" diameter x 1/4" - 1/2" thick (This item varies from piece to piece. Rout necessary to level the stave)	Oak Barrel Staves

Optional: Laser engraving, "Tie sets with rope" or cork bottom

HOSPITALITY CUTTING & CHARCUTERIE BOARDS

- PROP 65 APPROVED -



MEG12x18 & WEG1218



CBM9x12x.75



Custom Projects
Are Welcome



CBW11x17x1



CBM11x17x1



CB10x16x1



CBW15X20X1.75



Custom Sizes & Shapes Are Welcome



CBW9x12x.75 & CBM9x12x.75

ITEM #	BOARD SIZE	ITEM DESCRIPTION	WOOD
CBM9X12X.75 (ARCHED)	9" x 12" x 3/4"	Solid maple cutting board with arched sides & juice groove on one-side (Reversible)	Maple
CBM11X17X1	11" x 17" x 1"	Solid maple cutting board with juice groove on one-side (Reversible)	Maple
CBW9X12X.75 (ARCHED)	9" x 12" x 3/4"	Solid walnut cutting board with arched sides & juice groove on one-side (Reversible)	Walnut
CBW11X17X1	11" x 17" x 1"	Solid walnut cutting board with juice groove on one-side (Reversible)	Walnut
CBW15X20X1.75	15" x 20" x 1-3/4"	Solid walnut butcher block style cutting board with juice groove on one-side (Reversible)	Walnut
CB9X12X.75	9" x 12" x 3/4"	Solid walnut, maple, mahogany & beech woods in random strips	Walnut, mahogany, maple & beech
CB10X16X1	10" x 16" x 1"	Solid walnut, maple, mahogany & beech woods in random strips	Walnut, mahogany, maple & beech
MWP-WEG912	9" x 12" x 1-3/8"	Solid walnut end grain cutting board (Reversible)	Walnut (end grain)
MWP-WEG1218	12" x 18" x 1-3/8"	Solid walnut end grain cutting board (Reversible)	Walnut (end grain)
MWP-WEG1418	14" x 18" x 1-3/8"	Solid walnut end grain cutting board (Reversible)...Juice groove is optional	Walnut (end grain)
MWP-WEG1620	16" x 20" x 1-7/8"	Solid walnut end grain cutting board (Reversible)...Juice groove is optional	Walnut (end grain)

Optional: Laser Engraving and food safe mineral oil

- KITTING AVAILABLE FOR VIRTUAL EVENTS -

**HOSPITALITY
DISHWASHER SAFE CUTTING & SERVING BOARDS**


- PROP 65 APPROVED -



CBRHT7.5x19x.25 & CBRHT7.5x14x.25



CBRHT10x14x.25



CBRJG9x13x.25

CBRJG11x17x.25



CBRCO



CBRJG9X13X.25
(Custom Black)



CBRCO9.75x13.75x.25
(Custom Black)



CBRJG11x17x.25

ITEM #	BOARD SIZE	ITEM DESCRIPTION	MATERIAL
CBRCO6.5X9X.25	6.5" X 9" X 3/4"	Richlite cutting/prep board with cut-out handle (Reversible)	Richlite...Color: Natural
CBRCO8.75X11.5X.25	8.75" x 11.5" x .25"	Richlite cutting/prep board with cut-out handle (Reversible)	Richlite...Color: Natural
CBRCO9.75X13.75X.25	9.75" x 13.75" x .25"	Richlite cutting/prep board with cut-out handle (Reversible)	Richlite...Color: Natural
CBRH7.5X14X.25	7.5" X 14" X .25"	Richlite cutting/serving board with 4" rectangular handle (Reversible)	Richlite...Color: Natural
CBRH7.5X19X.25	7.5" X 19" X .25"	Richlite cutting/serving board with 4" rectangular handle (Reversible)	Richlite...Color: Natural
CBRHT10X14.5X.25	10" X 14.5" X .25"	Richlite cutting/serving board with 4" rectangular handle (Reversible)	Richlite...Color: Natural
CBRJG9X13X.25	9" X 13" X .25"	Richlite cutting/serving board with juice groove on one side & slightly curved sides (Reversible)	Richlite...Color: Natural
CBRJG11X17X.25	11" X 17" X .25"	Richlite cutting/serving board with juice groove on one side (Reversible)	Richlite...Color: Natural

*Optional: Laser engraving

HOSPITALITY CHECK PRESENTERS



Custom
Bamboo Check
Presenter



CPW4X8



CPR4X8
(Dishwasher Safe)



CPBB4X8



CPB4X8 (Dishwasher Safe)




Custom Shapes & Sizes
Are Welcome



Custom Veneer



CPC4X8



ITEM #	BOARD SIZE	ITEM DESCRIPTION	WOOD
CPW4X8X.25 (CLIP) CPW4X8X.50 (CLIP)	4" X 8"	Solid walnut check presenter with nickel clip	Walnut
CPC4X8X.25 (CLIP) CPC4X8X.50 (CLIP)	4" X 8"	Solid alder presenter with nickel clip	Alder
CPBB4X8X.25 (CLIP) CPBB4X8X.50 (CLIP)	4" X 8	Baltic Birch Plywood with nickel clip	Baltic Birch
CPW4X8X.25 (1 BAND) CPW4X8X.50 (1 BAND)	4" X 8"	Solid walnut check presenter with 1 rubber band	Walnut
CPC4X8X.25 (1 BAND) CPC4X8X.50 (1 BAND)	4" X 8"	Solid alder presenter with 1 rubber band	Alder
CPB4X8 (1 BAND)	4" X 8" x .75"-1"	Authentic whiskey barrel stave with 1 band. Width & thickness will vary based on material.	Reclaimed Oak
CPBB4X8X.25 (1 BAND) CPBB4X8X.50 (1 BAND)	4" X 8"	Baltic Birch Plywood with 1 rubber band	Baltic Birch
CPR4x8x.25 (1 BAND)	4 X 8"	Dishwasher safe Richlite check presenter in natural with 1 band	Richlite
MBW5X12X.25 (CLIP) MBW5X12X.50 (CLIP)	5" X 12"	Solid walnut menu board with nickel clip	Walnut
MBC5X12X.25 (CLIP) MBC5X12X.50 (CLIP)	5" X 12"	Solid alder menu board with nickel clip	Alder
MBW5X12X.25 (2 BANDS) MBW5X12X.50 (2 BANDS)	5" X 12"	Solid walnut menu board with 2 rubber bands	Walnut
MBC5X12X.25 (2 BANDS) MBC5X12X.50 (2 BANDS)	5" X 12"	Solid alder menu board with 2 rubber bands	Alder

Optional: Laser engraving & full color UV printing

HOSPITALITY SOLID WOOD MENU BOARDS & CHECK PRESENTERS



MBW9X13



MBO9X13



Custom 9X15



Custom Stains Are Available



Custom Wood Species Are Available



Custom Magnetic Boards

ITEM #	BOARD SIZE	ITEM DESCRIPTION	WOOD
MBW9X13X.25 (CLIP)	9" X 13"	Solid walnut menu board with nickel clip	Walnut
MBW9X13X.50 (CLIP)			
MBC9X13X.25 (CLIP)	9" X 13"	Solid alder menu board with nickel clip	Alder
MBC9X13X.50 (CLIP)			
MBB9X13X.25 (CLIP)	9" X 13"	Baltic birch menu board with nickel clip	Baltic Birch
MBB9X13X.50 (CLIP)			
MBW9X13X.25 (2 BANDS)	9" X 13"	Solid Walnut menu board with 2 rubber bands	Walnut
MBW9X13X.50 (2 BANDS)			
MBC9X13X.25 (2 BANDS)	9" X 13"	Solid alder menu board with 2 rubber bands	Alder
MBC9X13X.50 (2 BANDS)			
MBB9X13X.25 (2 BANDS)	9" X 13"	Baltic birch menu board with 2 bands	Baltic Birch
MBB9X13X.50 (2 BANDS)			
MBW9X15X.25 (CLIP)	9" X 15"	Solid walnut menu board with nickel clip	Walnut
MBW9X15X.50 (CLIP)			
MBC9X15X.25 (CLIP)	9" X 15"	Solid alder menu board with nickel clip	Alder
MBC9X15X.50 (CLIP)			
MBB9X15X.25 (CLIP)	9" X 15"	Baltic birch menu board with clip	Baltic Birch
MBB9X15X.50 (CLIP)			
MBW9X15X.25 (2 BANDS)	9" X 15"	Solid Walnut menu board with 2 rubber bands	Walnut
MBW9X15X.50 (2 BANDS)			
MBC9X15X.25 (2 BANDS)	9" X 15"	Solid alder menu board with 2 rubber bands	Alder
MBC9X15X.50 (2 BANDS)			
MBB9X15X.25 (2 BANDS)	9" X 15"	Baltic birch menu board with 2 bands	Baltic Birch
MBB9X15X.50 (2 BANDS)			

Optional: Laser engraving & full color UV printing

HOSPITALITY TABLE TENTS & SIGNAGE



TTW-4x6
(Vertical)



TTO-4x6 (Vertical)



TTW With Sides



Custom Projects
Are Welcome



Custom
Table Signage



TTW-5x7
(Horizontal)



TTO-4x6 (Vertical)



ITEM #	DESCRIPTION	SIZE	MATERIAL
TTO4X6 (VERTICAL)	Oak table tent to hold U-bend acrylic or chalkboard. Vertical layout Holds 4"x 6" insert.	2.5" D x 4" W x 7" ...rout is .25" W x .25" D	Oak
TTW4X6 (VERTICAL)	Walnut table tent to hold U-bend acrylic or chalkboard. Vertical layout. Vertical layout. Holds 4" x 6" insert.	2.5" D x 4" W x 7" ...rout is .25" W x .25" D	Walnut
TTO5X7 (VERTICAL)	Oak table tent to hold U-bend acrylic or chalkboard. Vertical layout. Holds 5" x 7" insert.	2.5"D x 5"W x 8"...rout is .25"W x .25"D	Oak
TTW5X7 (VERTICAL)	Walnut table tent to hold U-bend acrylic or chalkboard. Vertical layout. Holds 5" x 7" insert.	2.5"D x 5" W x 8"...rout is .25"W x .25"D	Walnut
TTO5X7 (HORIZONTAL)	Oak table tent to hold U-bend acrylic or chalkboard. Horizontal layout. Holds 5" x 7" insert.	2.5" D x 7" W x 6" ...rout is .25"W x .25"D.	Oak
TTW5X7 (HORIZONTAL)	Walnut table tent to hold U-bend acrylic or chalkboard. Vertical layout. Holds 5" x 7" insert.	2.5" D x 7" W x 6" ...rout is .25"W x .25"D	Walnut
TTOR4X6 (VERTICAL)	Oak table tent with rings to hold 4x6 menu sleeve. Vertical layout	2.75"D x 6.5"W x 9.75"	Oak
TTWR4X6 (VERTICAL)	Walnut table tent with rings to hold 4x6 menu sleeve. Vertical layout	2.75"D x 6.5"W x 9.75"	Walnut
TTOR5X7 (VERTICAL)	Oak table tent with rings to hold 5x7 menu sleeve. Vertical layout	2.75"D x 7.5"W x 10.75"	Oak
TTWR5X7 (VERTICAL)	Walnut table tent with rings to hold 5x7 menu sleeve. Vertical layout	2.75"D x 7.5"W x 10.75"	Walnut
TTW4X6 (VERTICAL WITH SIDES)	Walnut table tent with sides to accommodate removeable paper insert	2.5"D x 5"W x 7" H	Walnut
TTW5X7 (VERTICAL WITH SIDES)	Walnut table tent with sides to accommodate removeable paper insert	2.5"D x 5"W x 8" H	Walnut

*Optional: Laser engraving on base or full color UV printing



TTWR5x7

AUTHENTIC OAK WHISKEY BARREL PRODUCTS



WBHH



WBO-OS



FOS810



Coasters



FBBSO3



BO-OS



WBH



Signage



FBBSO4





Check Presenters



Custom Display

DESKTOP ACCESSORIES & GIFTS
PAPER WEIGHTS



DESKTOP ACCESSORIES & GIFTS
BOOKENDS




BE-BB (Amber)



BE-BB (Amber)



BE-Walnut



Custom Sizes, Finishes
& Wood Species Are Welcome

ITEM #	SIZE	MATERIAL
BE-BB	4" x 6" x 3"	Bamboo (Amber or Natural)
BE-WALNUT	4" X 6" X 3"	Walnut

Optional: Laser engraving, full color UV printing, full color sublimated

DESKTOP ACCESSORIES & GIFTS
SOLID WOOD DESK BLOCKS



DB-4, DB-10, DB-12



DB-34



AD-8, AD-10



DB-32



DB-10

DESK BLOCKS

ITEM #	MATERIAL	SIZE
DB-4	Solid walnut	2-1/4" x 2-1/4" x 2-1/4" x 4"
DB-10	Solid walnut	2-1/4" x 2-1/4" x 2-1/4" x 8-1/2"
DB-12	Solid walnut	2-1/4" x 2-1/4" x 2-1/4" x 10-1/2"
DB-32	Solid walnut	2-1/4" x 1-3/4" x 8-1/2"
DB-34	Solid walnut	2-1/4" x 1-3/4" x 10-1/2"
DB-14	Solid walnut	3" x 2-3/4" x 12"
AD-8	Solid alder	2-1/4" x 1-3/4" x 8-1/2"
AD-10	Solid alder	2-1/4" x 1-3/4" x 10-1/2"

Optional: Laser engraving, full color UV printing, full color sublimated plates



JT-Alder

BUSINESS CARD HOLDER

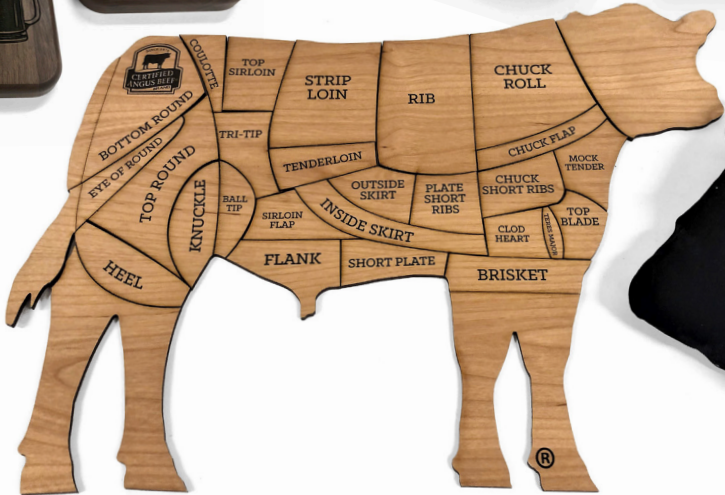
ITEM #	DESCRIPTION	SIZE	MATERIAL
JT-26	Solid walnut business card holder	2" x 3-1/2" x 1-3/4"	Walnut
JT-26 (ALDER)	Solid alder business card holder	2" x 3-1/2" x 1-3/4"	Alder
P - 10 1/2	Acrylic desk block & business card holder combo	10.5" x 2"	Clear Acrylic

Optional: Laser engraving, full color UV printing, full color sublimated plates



JT-26

HOLIDAY ITEMS ACCESSORIES & GIFTS



CUSTOM PACKAGING



PRESENTATION BOXES (SOLID WALNUT)



BX-79



BX-34



BX-34

Custom Sizes
& Wood Species
Are Available



BX-79

ITEM #	SIZE	MATERIAL
BX-34	3-3/4" x 4-1/4" x 1-1/2" (OD)...2-3/4" x 3-3/4" x 1" (ID)	Walnut
BX-79	7" x 9-1/2" x 2-1/2" (OD)...5-3/4" x 8-1/4" x 2" (ID)	Walnut

Optional: Laser engraving or full color UV printing

COIN AND MEDALLION HOLDERS
SOLID WALNUT MEDALLION BOXES



MB-3



MB-1.75



Custom Solid Walnut Box

Custom Sizes, Finishes & Wood
Species Are Welcome



ITEM #	SIZE	ROUT SIZE
MB-1.75	3" X 3" 1-1/2"	1-3/4"
MB-3	4-1/4" X 4-1/4" X 1-1/2"	3"

Optional: Laser engraving, full color UV printing, full color sublimated plate

COIN AND MEDALLION HOLDERS
SOLID WALNUT MEDALLION BOXES



MB-3WI



MB-3WI/Glass

ITEM #	SIZE	ROUT SIZE
MB-3WI	6" X 6" 1-1/2"	3"
MB-3WI WITH GLASS	6" X 6" X 1-1/2"	3"

Optional: Laser engraving, full color UV printing, full color sublimated



Custom Sizes, Finishes
& Wood Species Are Welcome

COIN AND MEDALLION HOLDERS SOLID WALNUT MEDALLION STANDS



Custom Shapes & Sizes
Are Welcome

ITEM #	# OF COINS	SIZE	MATERIAL
MS-1TS (ONE TIER)	4	2-1/2" X 8"	Walnut
MS-2TS (TWO TIER)	8	3-1/2" X 8"	Walnut
MS-3TS (THREE TIER)	12	4-1/2" X 8"	Walnut
MS-4TS (FOUR TIER)	16	5-1/2" X 8"	Walnut
MS-1TL (ONE TIER)	8	2-1/2" X 16"	Walnut
MS-2TL (TWO TIER)	16	3-1/2" X 16"	Walnut
MS-3TL (THREE TIER)	24	4-1/2" X 16"	Walnut
MS-4TL (FOUR TIER)	32	5-1/2" X 16"	Walnut

Optional: Laser engraving, full color UV printing, full color sublimated plate



Custom Solid Walnut Coin Stand.

COIN AND MEDALLION HOLDERS SOLID WOOD CHALLENGE COIN SIGNAGE & STANDS



AFRS

AFRS



AFRL



Custom Projects
Are Welcome



CCRM



CCRC



Custom CCR

ITEM #	SIZE	# OF COINS	MATERIAL
CCRC	12" X 7.5" X 4"	30	Cherry
CCRM	12" X 7.5" X 4"	30	Maple
CCRW	12" X 7.5" X 4"	30	Walnut
AFRS	10.5" X 18" X .75"	25	Blue Pine
AFRM	18" X 30" X .75"	70	Blue Pine
AFRL	22.5" X 40" X .75"	90	Blue Pine

Optional: Laser engraving or full color UV printing



CCRW

RECOGNITION PLAQUES SOLID WALNUT RECTANGULAR PLAQUES



Custom Projects Are Welcome

SOLID WALNUT RECTANGULAR PLAQUES (WP SERIES)

ITEM #	SIZE	MATERIAL	EDGE PROFILE	KEYHOLES
WP-179	3-1/2" x 3-1/2" x 3/4"	Walnut	All 3 available	Yes
WP-181	3-3/4" x 5" x 3/4"	Walnut	All 3 available	Yes
WP-183	4-1/4" x 6" x 3/4"	Walnut	All 3 available	Yes
WP-185	5" x 7" x 3/4"	Walnut	All 3 available	Yes
WP-186	6" x 8" x 3/4"	Walnut	All 3 available	Yes
WP-187	6" x 9" x 3/4"	Walnut	All 3 available	Yes
WP-188	7" x 9" x 3/4"	Walnut	All 3 available	Yes
WP-189	8" x 12" x 3/4"	Walnut	All 3 available	Yes
WP-190	8" x 10" x 3/4"	Walnut	All 3 available	Yes
WP-191	9" x 12" x 3/4"	Walnut	All 3 available	Yes
WP-192	10" x 12" x 3/4"	Walnut	All 3 available	Yes
WP-177	10-1/2" x 13" x 3/4"	Walnut	All 3 available	Yes
WP-193	10" x 15" x 3/4"	Walnut	All 3 available	Yes
WP-194	11" x 14" x 3/4"	Walnut	All 3 available	Yes
WP-195	12" x 15" x 3/4"	Walnut	All 3 available	Yes
WP-196	12" x 18" x 3/4"	Walnut	All 3 available	Yes
WP-197	13" x 20" x 3/4"	Walnut veneer	All 3 available	Yes
WP-198	15" x 18" x 3/4"	Walnut veneer	All 3 available	Yes
WP-175	16" x 20" x 3/4"	Walnut veneer	Bevel only	No
WP-199	16" x 22" x 3/4"	Walnut veneer	Bevel only	No
WP-200	18" x 24" x 3/4"	Walnut veneer	Bevel only	No
WP-202	20" x 24" x 3/4"	Walnut veneer	Bevel only	No
WP-203	20" x 30" x 3/4"	Walnut veneer	Bevel only	No
WP-205	24" x 30" x 3/4"	Walnut veneer	Bevel only	No
WP-207	24" x 36" x 3/4"	Walnut veneer	Bevel only	No

Optional: Roman cove and cove edges are available on the WP-175, WP-199 and larger at an additional 15% as well custom stains. Decoration options: Laser engraving & full color UV printing

RECOGNITION PLAQUES LASER-READY PLAQUES (SOLID WALNUT)



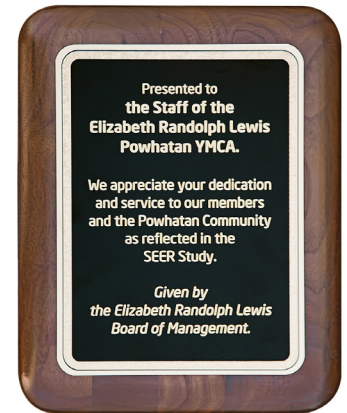
LR Series



LC Series



SCR Series



RCW Series

LASER-READY, SOLID WALNUT WITH ROMAN COVE EDGE

ITEM #	BOARD SIZE	EDGE PROFILE	KEYHOLES
LR-5	5" x 7" x 3/4"	1/4" roman cove	Yes
LR-6	6" x 8" x 3/4"	1/4" roman cove	Yes
LR-7	7" x 9" x 3/4"	1/4" roman cove	Yes
LR-8	8" x 10" x 3/4"	1/4" roman cove	Yes
LR-9	9" x 12" x 3/4"	1/4" roman cove	Yes
LR-10	10-1/2" x 13" x 3/4"	1/4" roman cove	Yes
LR-12	12" x 15" x 3/4"	1/4" roman cove	Yes

Optional: Laser engraving & full color UV printing

LASER-READY, SOLID WALNUT WITH ROUNDED CORNER EDGE

ITEM #	BOARD SIZE	EDGE PROFILE	KEYHOLES
RCW-7	7" x 9" x 3/4"	Radius	Yes
RCW-8	8" x 10" x 3/4"	Radius	Yes
RCW-9	9" x 12" x 3/4"	Radius	Yes
RCW-10	10-1/2" x 13" x 3/4"	Radius	Yes
RCW-12	12" x 15" x 3/4"	Radius	Yes

Optional: Laser engraving & full color UV printing

LASER-READY, SOLID WALNUT WITH COVE EDGE

ITEM #	BOARD SIZE	EDGE PROFILE	KEYHOLES
LC-5	5" x 7" x 3/4"	1/4" cove	Yes
LC-6	6" x 8" x 3/4"	1/4" cove	Yes
LC-7	7" x 9" x 3/4"	1/4" cove	Yes
LC-8	8" x 10" x 3/4"	1/4" cove	Yes
LC-9	9" x 12" x 3/4"	1/4" cove	Yes
LC-10	10-1/2" x 13" x 3/4"	1/4" cove	Yes
LC-12	12" x 15" x 3/4"	1/4" cove	Yes

Optional: Laser engraving & full color UV printing

LASER-READY, SOLID WALNUT WITH SQUARE RADIUS EDGE

ITEM #	BOARD SIZE	EDGE PROFILE	KEYHOLES
SCR-7	7" x 9" x 3/4"	Radius	Yes
SCR-8	8" x 10" x 3/4"	Radius	Yes
SCR-9	9" x 12" x 3/4"	Radius	Yes
SCR-10	10-1/2" x 13" x 3/4"	Radius	Yes
SCR-12	12" x 15" x 3/4"	Radius	Yes

Optional: Laser engraving & full color UV printing

Available Edge Profiles:



1/4" Bevel



1/4" Roman Cove



Radius



3/8" Cove

RECOGNITION PLAQUES
SOLID WALNUT RECTANGULAR PLAQUES

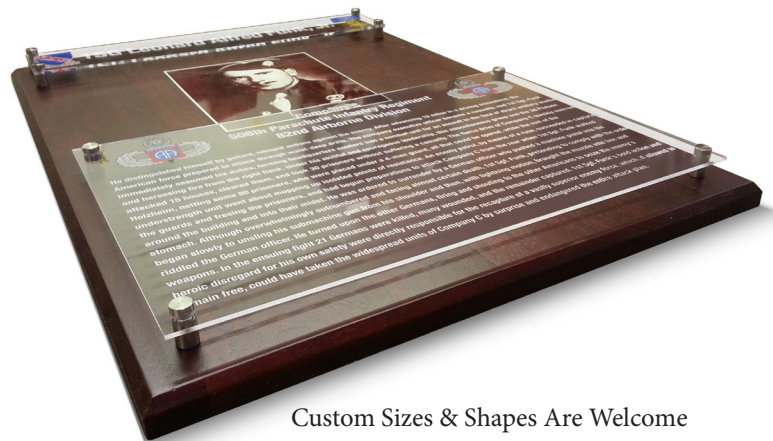


Wide Bevel Series

SOLID WALNUT, WIDE BEVEL SERIES

ITEM #	BOARD SIZE	EDGE PROFILE	KEYHOLES
WP-605	7" x 9" x 3/4"	1" bevel	Yes
WP-607	8" x 10" x 3/4"	1" bevel	Yes
WP-608	9" x 12" x 3/4"	1" bevel	Yes
WP-609	12" x 15" x 3/4"	1" bevel	Yes

Optional: Laser engraving & full color UV printing



Custom Sizes & Shapes Are Welcome

RECOGNITION PLAQUES SOLID WALNUT RECTANGULAR PLAQUES



Medallion Series



Porthole Series



Square Rout Series

Available Felt Colors:

SOLID WALNUT, MEDALLION SERIES

ITEM #	BOARD SIZE	EDGE PROFILE	ROUT SIZE	KEYHOLES
WPLF-8	8' x 10" x 3/4"	3/8" black cove	2 - 2.25"	Yes
WPLF-10	10" x 12" x 3/4"	3/8" black cove	2 - 2.25"	Yes
WPLF-12	12" x 14" x 3/4"	3/8" black cove	2 - 2.25"	Yes

Optional: Laser engraving & full color UV printing

SOLID WALNUT, 5" CIRCULAR ROUT SERIES

ITEM #	BOARD SIZE	EDGE PROFILE	ROUT SIZE	KEYHOLES
RP-5F	9" X 12" X 3/4"	3/8" cove	5"	Vertical

Optional: Laser engraving & full color UV printing

SOLID WALNUT, 6" SQUARE ROUT SERIES

ITEM #	BOARD SIZE	EDGE PROFILE	ROUT SIZE	KEYHOLES
RP-6T	9" X 12" X 3/4"	3/8" cove	6"	Vertical

Optional: Laser engraving & full color UV printing...White tile not included



Green



Red



Burgundy



Navy



Royal Blue



Black

RECOGNITION PLAQUES SOLID WALNUT SHIELD PLAQUES



Pointed Bottom



Maltese



Shield



Pointed Top & Bottom



Arrowhead Shield w/ Custom Finish

SOLID WALNUT, POINTED BOTTOM SERIES

ITEM #	BOARD SIZE	EDGE PROFILE	KEYHOLES
WP-149	7" x 9" x 3/4"	1/4" bevel	Vertical
WP-150	8" x 10" x 3/4"	1/4" bevel	Vertical
WP-151	9" x 12" x 3/4"	1/4" bevel	Vertical
WP-153	12" x 15" x 3/4"	1/4" bevel	Vertical

Optional: Laser engraving & full color UV printing

SOLID WALNUT, POINTED TOP & BOTTOM SHIELD SERIES

ITEM #	BOARD SIZE	EDGE PROFILE	KEYHOLES
WP-924	9" x 12" x 3/4"	1/4" bevel	Vertical
WP-926	10-1/2" x 13-1/2" x 3/4"	1/4" bevel	Vertical
WP-928	12" x 16" x 3/4"	1/4" bevel	Vertical

Optional: Laser engraving & full color UV printing

SOLID WALNUT, SHIELD SERIES

ITEM #	BOARD SIZE	EDGE PROFILE	KEYHOLES
WP-823	6" x 8" x 3/4"	3/8" cove	Vertical
WP-825	8" x 10" x 3/4"	3/8" cove	Vertical
WP-827	10" x 12" x 3/4"	3/8" cove	Vertical
WP-829	12" x 16" x 3/4"	3/8" cove	Vertical
WP-831	14" x 18" x 3/4"	3/8" cove	Vertical
WP-833	16" x 20" x 3/4"	3/8" cove	Vertical

Optional: Laser engraving & full color UV printing

SOLID WALNUT, ARROWHEAD SHIELD SERIES

ITEM #	BOARD SIZE	EDGE PROFILE	KEYHOLES
WP-113	5-1/4" x 6-1/2" x 3/4"	1/4" bevel	Vertical
WP-114	6" x 7-1/2" x 3/4"	1/4" bevel	Vertical
WP-115	7-1/4" x 9" x 3/4"	1/4" bevel	Vertical
WP-117	8" x 10" x 3/4"	1/4" bevel	Vertical
WP-119	10" x 12" x 3/4"	1/4" bevel	Vertical
WP-121	12" x 15" x 3/4"	1/4" bevel	Vertical

Optional: Laser engraving & full color UV printing

SOLID WALNUT, MALTESE CROSS SERIES

ITEM #	BOARD SIZE	EDGE PROFILE	KEYHOLES
WP-302	8" x 8" x 3/4"	1/4" bevel	Vertical
WP-304	10" x 10" x 3/4"	1/4" bevel	Vertical
WP-306	12" x 12" x 3/4"	1/4" bevel	Vertical
WP-308	14" x 14" x 3/4"	1/4" bevel	Vertical

Optional: Laser engraving & full color UV printing

Available Edge Profiles:



3/8" Cove



1/4" Bevel

RECOGNITION PLAQUES SOLID WALNUT PERPETUAL PLAQUES



WP Series



WPP-12



WPP-5

SOLID WALNUT, EXTRA LARGE PERPETUAL PLAQUES (WP SERIES)

ITEM #	SIZE	MATERIAL	EDGE PROFILE	KEYHOLES
WP-197	13" x 20" x 3/4"	Walnut veneer	All 3 available	Yes
WP-198	15" x 18" x 3/4"	Walnut veneer	All 3 available	Yes
WP-175	16" x 20" x 3/4"	Walnut veneer	Bevel only	No
WP-199	16" x 22" x 3/4"	Walnut veneer	Bevel only	No
WP-200	18" x 24" x 3/4"	Walnut veneer	Bevel only	No
WP-202	20" x 24" x 3/4"	Walnut veneer	Bevel only	No
WP-203	20" x 30" x 3/4"	Walnut veneer	Bevel only	No
WP-205	24" x 30" x 3/4"	Walnut veneer	Bevel only	No
WP-207	24" x 36" x 3/4"	Walnut veneer	Bevel only	No

Optional: Roman cove and cove edges are available at an additional 15% as well custom stains. Decoration options: Laser engraving & full color UV printing

Available Edge Profiles:



3/8" Cove



1/4" Roman Cove



1/4" Bevel

SOLID WALNUT, INDIVIDUAL & ROSTER SERIES

ITEM #	BOARD SIZE	EDGE PROFILE	KEYHOLES
WPP-5	5-3/8" x 8" x 3/4"	3/8" cove	Vertical
WPP-12	12" x 15" x 3/4"	3/8" cove	Vertical

Optional: Laser engraving & full color UV printing

RECOGNITION PLAQUES
CUSTOM SOLID WALNUT STATE PLAQUES



Custom Solid Walnut Plaque




Custom Economy Wood Grained Plaque




Custom State Shaped Plaque

RECOGNITION PLAQUES SOLID CHERRY PLAQUES



NCOG Series



NCRC Series



DCRP Series

Available Edge Profiles:



Raised Panel



1/4" Roman Cove



Rounded Radius

ITEM #	BOARD SIZE	EDGE PROFILE	KEYHOLES
NCOG-79	7" x 9" x 3/4"	1/4" roman cove	Yes
NCOG-810	8" x 10" x 3/4"	1/4" roman cove	Yes
NCOG-912	9" x 12" x 3/4"	1/4" roman cove	Yes
NCOG-1013	10-1/2" x 13" x 3/4"	1/4" roman cove	Yes
NCRC-79	7" x 9" x 3/4"	Radius	Yes
NCRC-810	8" x 10" x 3/4"	Radius	Yes
NCRC-912	9" x 12" x 3/4"	Radius	Yes
DCRP-8	8" x 10" x 3/4"	Raised panel	Yes
DCRP-9	9" x 12" x 3/4"	Raised panel	Yes
DCRP-11	11" x 14" x 3/4"	Raised panel	Yes

Optional: Laser engraving & full color UV printing



SOP Series

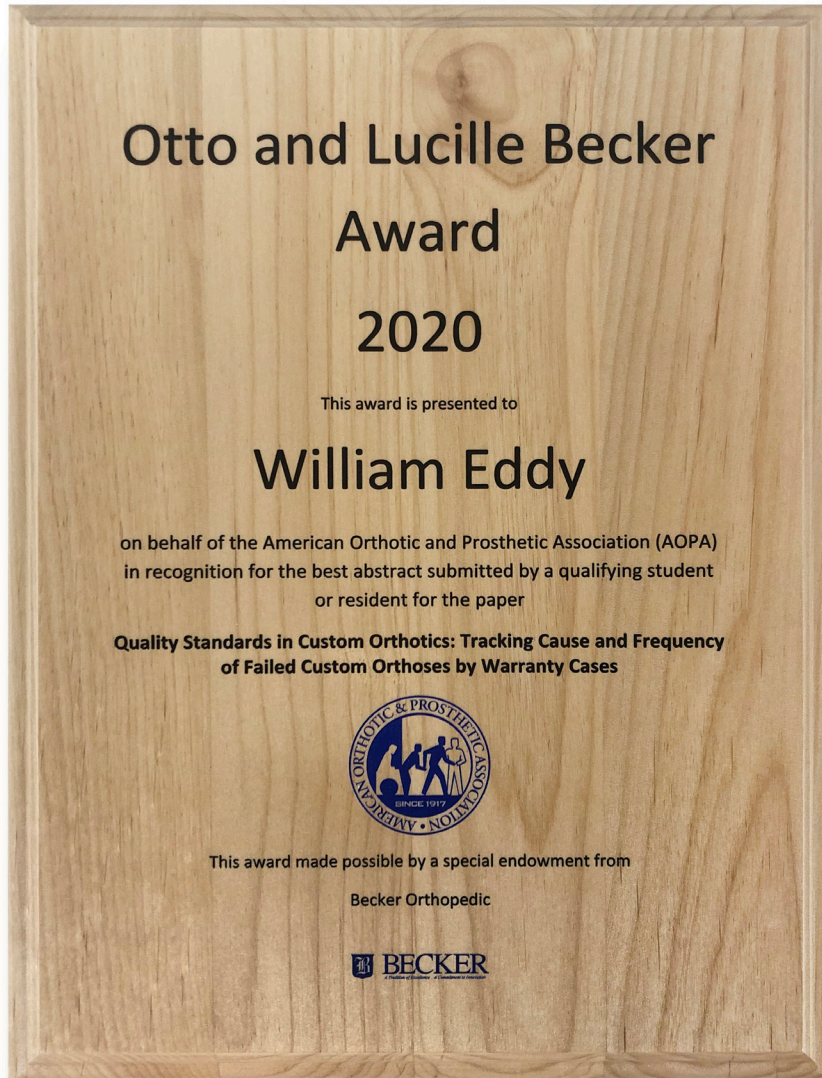
ITEM #	BOARD SIZE	EDGE PROFILE	KEYHOLES
SOP-5	5" x 7" x 3/4"	1/4" bevel	Yes
SOP-6	6" x 8" x 3/4"	1/4" bevel	Yes
SOP-7	7" x 9" x 3/4"	1/4" bevel	Yes
SOP-8	8" x 10" x 3/4"	1/4" bevel	Yes
SOP-9	9" x 12" x 3/4"	1/4" bevel	Yes
SOP-10	10-1/2" x 13" x 3/4"	1/4" bevel	Yes
SOP-12	12" x 15" x 3/4"	1/4" bevel	Yes

Optional: Laser engraving & full color UV printing

Available Edge Profile:



1/4" Bevel



AP Series

<i>ITEM #</i>	<i>BOARD SIZE</i>	<i>EDGE PROFILE</i>	<i>KEYHOLES</i>
AP-57	5" x 7" x 3/4"	1/4" roman cove	Yes
AP-68	6" x 8" x 3/4"	1/4" roman cove	Yes
AP-79	7" x 9" x 3/4"	1/4" roman cove	Yes
AP-810	8" x 10" x 3/4"	1/4" roman cove	Yes
AP-912	9" x 12" x 3/4"	1/4" roman cove	Yes
AP-1013	10-1/2" x 13" x 3/4"	1/4" roman cove	Yes
AP-1215	12" x 15" x 3/4"	1/4" roman cove	Yes

Optional: Laser engraving & full color UV printing

Available Edge Profile:



1/4" Roman Cove

RECOGNITION PLAQUES
LASER-READY PLAQUES (SOLID BAMBOO)



Bamboo-Amber



Bamboo-Natural



Custom Shapes & Sizes Are Welcome



Bamboo-Custom

ITEM #	BOARD SIZE	EDGE PROFILE	COLOR	KEYHOLES
BBP-79	7" x 9" x 3/4"	1/4" roman cove	Amber or natural	Yes
BBP-810	8" x 10" x 3/4"	1/4" roman cove	Amber or natural	Yes
BBP-912	9" x 12" x 3/4"	1/4" roman cove	Amber or natural	Yes
BBP-1013	10-1/2" x 13" x 3/4"	1/4" roman cove	Amber or natural	Yes

Optional: Laser engraving & full color UV printing

Available Edge Profile:



Radius


RECOGNITION PLAQUES ECONOMY WOOD GRAINED PLAQUES



CC Series



BLK Series



FB Series

CRACKED CHERRY, RECTANGULAR PLAQUE (CC SERIES)

ITEM #	BOARD SIZE	EDGE PROFILE	KEYHOLES
CC-46	4-1/4" x 6" x 5/8"	Concave	Yes
CC-57	5" x 7" x 5/8"	Concave	Yes
CC-68	6" x 8" x 5/8"	Concave	Yes
CC-79	7" x 9" x 5/8"	Concave	Yes
CC-810	8" x 10" x 5/8"	Concave	Yes
CC-912	9" x 12" x 5/8"	Concave	Yes
CC-1013	10-1/2" x 13" x 5/8"	Concave	Yes
CC-1215	12" x 15" x 5/8"	Concave	Yes

MATTE BLACK, RECTANGULAR PLAQUE (BLK SERIES)

ITEM #	BOARD SIZE	EDGE PROFILE	KEYHOLES
BLK-57	5" x 7" x 5/8"	Concave	Yes
BLK-68	6" x 8" x 5/8"	Concave	Yes
BLK-79	7" x 9" x 5/8"	Concave	Yes
BLK-810	8" x 10" x 5/8"	Concave	Yes
BLK-912	9" x 12" x 5/8"	Concave	Yes
BLK-1013	10-1/2" x 13" x 5/8"	Concave	Yes
BLK-1215	12" x 15" x 5/8"	Concave	Yes

WALNUT, WOOD GRAINED RECTANGULAR PLAQUE (FB SERIES)

ITEM #	BOARD SIZE	EDGE PROFILE	KEYHOLES
FB-20	4-1/4" x 6" x 5/8"	Concave	Yes
FB-22	5" x 7" x 5/8"	Concave	Yes
FB-24	6" x 8" x 5/8"	Concave	Yes
FB-28	7" x 9" x 5/8"	Concave	Yes
FB-30	8" x 10" x 5/8"	Concave	Yes
FB-32	9" x 12" x 5/8"	Concave	Yes
FB-36	10-1/2" x 13" x 5/8"	Concave	Yes
FB-38	12" x 15" x 5/8"	Concave	Yes

Available Edge Profile:



Concave

Available Custom Finishes:



Black Marble

Cracked Cherry

Dark Walnut

Flat Black

Light Walnut

Mahogany

Oak

SOLID WALNUT TROPHY BASES



RB Series



Custom Sizes
& Shapes Are Welcome



BR37



BR Series



RB4



Custom Finishes
Are Welcome

SOLID WALNUT, SQUARE CUP BASE WITH BEVEL EDGE SUB BASE

SOLID WALNUT, ROUND CUP BASE WITH COVE EDGE SUB BASE

ITEM #	SIZE
RB-4	Base: 4" dia. x 3/4" Block: 3" dia. x 1-3/4"
RB-5	Base: 5" dia. x 3/4" Block: 4" dia. x 2-1/2"
RB-6	Base: 6" dia. x 3/4" Block: 5" dia. x 1-3/4"
RB-66	Base: 6" dia. x 3/4" Block: 5" dia. x 3-1/2"
RB-8	Base: 8" dia. x 3/4" Block: 7" dia. x 1-3/4"
RB-88	Base: 8" dia. x 3/4" Block: 7" dia. x 3-1/2"

ITEM #	SIZE
BR-35	Base: 3-1/2" x 3-1/2" x 3/4" Block: 2-1/2" x 2-1/2" x 1-1/4"
BR-37	Base: 4" x 4" x 3/4" Block: 3" x 3" x 1-1/2"
BR-39	Base: 4-1/2" x 4-1/2" x 3/4" Block: 3-1/2" x 3-1/2" x 1-3/4"
BR-34	Base: 4-1/2" x 4-1/2" x 3/4" Block: 3-1/2" x 3-1/2" x 2-3/4"
BR-40	Base: 5-1/2" x 5-1/2" x 3/4" Block: 4-1/2" x 4-1/2" x 1-3/4"
BR-42	Base: 5-1/2" x 5-1/2" x 3/4" Block: 4-1/2" x 4-1/2" x 2-3/4"
BR-44	6" x 6" x 3/4" 5" x 5" x 3-1/4"
BR-45	6" x 6" x 3/4" 5" x 5" x 4-1/2"
BR-46	9" x 9" x 3/4" 7" x 7" x 3-3/4"
BR-48	11-1/2" x 11-1/2" x 3/4" 9-1/2" x 9-1/2" x 4-3/4"

SOLID WALNUT TROPHY BASES

SOLID WALNUT, TRADITIONAL SQUARE CUP BASE WITH BLACK, COVE EDGE SUB BASE

ITEM #	SIZE
BR-90	Base: 3-1/2" x 3-1/2" x 1/2" Block: 3" x 3" x 1-1/4"
BR-92	Base: 4-1/2" x 4-1/2" x 1/2" Block: 4" x 4" x 1-3/4"
BR-93	Base: 5-1/2" x 5-1/2" x 1/2" Block: 5" x 5" x 2"
BR-97	Base: 5-1/2" x 5-1/2" x 1/2" Block: 5" x 5" x 3-3/4"
BR-94	Base: 7" x 7" x 1/2" Block: 6-1/2" x 6-1/2" x 2-3/4"
BR-95	Base: 8-1/2" x 8-1/2" x 1/2" Block: 8" x 8" x 3-3/4"



BR-Traditional



BR-Contemporary



BR-85

SOLID WALNUT, CONTEMPORARY SQUARE CUP BASE WITH BLACK, RECESSED SUB BASE

ITEM #	SIZE
BR-90	Base: 2-1/2" x 2-1/2" x 3/4" Block: 3" x 3" x 1-1/4"
BR-92	Base: 3-1/2" x 3-1/2" x 3/4" Block: 4" x 4" x 1-3/4"
BR-93	Base: 4-1/2" x 4-1/2" x 3/4" Block: 5" x 5" x 2"
BR-97	Base: 4-1/2" x 4-1/2" x 3/4" Block: 5" x 5" x 3-3/4"
BR-94	Base: 6" x 6" x 3/4" Block: 6-1/2" x 6-1/2" x 2-3/4"
BR-95	Base: 7-1/2" x 7-1/2" x 3/4" Block: 8" x 8" x 3-3/4"



Custom Shapes Are Welcome



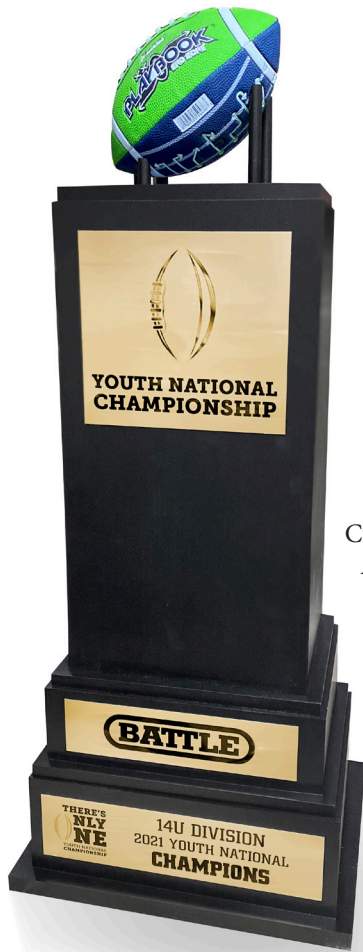
Custom Wood Materials Are Welcome

SOLID WALNUT, 4-POST BASE & LID WITH BEVEL EDGE

ITEM #	SIZE
BR-85	Base: 13" x 13" x 3/4" 1 st Block: 11" x 11" x 4" 2 nd Block: 6" x 6" x 2-1/4"
BR-85/Lid	Lid: 11" x 11" x 3/4"



Custom Sizes Are Welcome



Custom Projects
Are Welcome



BR-86

SOLID WALNUT, TOWER BASE WITH RISER & BLOCKS

ITEM #	SIZE
BR-86	Base: 13" x 13" x 1-1/4"
	1 st Block: 10-1/2" x 10-1/2" x 3"
	2 nd Block: 7" x 7" x 2-1/2"
	Riser: 5" x 5" x 15"

SOLID WALNUT, TOWER BASE WITH 2 SIDE COLUMNS & BASE

ITEM #	SIZE
BR-70	Base: 6-1/2" x 11" x 1-1/4"
	Center Column: 4" x 4" x 10"
	Side Column: 1-3/4" x 2-1/4"
BR-71	Base: 6-1/2" x 11" x 1-1/4"
	Center Column: 4" x 4" x 12"
	Side Column: 1-3/4" x 2-1/4"
BR-72	Base: 6-1/2" x 11" x 1-1/4"
	Center Column: 4" x 4" x 14"
	Side Column: 1-3/4" x 2-1/4"



BR-71

FLAG CASES & SHADOW BOXES



FB-LARGE



Custom Sizes & Wood Species Are Welcome

ITEM #	SIZE OF CASE	SIZE OF FLAG
FB-LARGE	4" X 29" X 14-1/2"	5' X 9-1/2' casket flag
FB-SMALL	4" x 18-1/2" x 9-1/2"	3' x 5' flag

These items come with a removeable back with a 2.25" space between glass and back


FLAG CASES & SHADOW BOXES/FRAMES FRAMES



PF Series



JW Series



SB Series



GF Series



ITEM #	OUTSIDE DIMENSIONS	SPACING	MATERIAL
PF-810	8" x 10" x 1"	½" between front & back	Walnut w/o glass
PF-911	9" x 11" x 1"	½" between front & back	Walnut w/o glass
PF-1114	11" x 14" x 1"	½" between front & back	Walnut w/o glass
JW-8	8" x 10" x 1-1/4"	1" between front & back	Walnut w/o glass
JW-9	9-1/2" x 12" x 1-1/4"	1" between front & back	Walnut w/o glass
GF-40	10" x 13" x 3-1/2"	2-1/4" between glass & back	Walnut & glass
GF-42	12" x 15" x 2-1/2"	2-1/4" between glass & back	Walnut & glass
GF-52	17" x 17" x 3-1/2"	2-1/4" between glass & back	Walnut & glass
GF-1	10" x 13" x 2"	1" between glass & back	Walnut & glass
GF-2	12" x 15" x 2"	1" between glass & back	Walnut & glass
SB-9	9" x 11" x 1-1/2"	1-1/4" between glass & back	Walnut w/o glass
SB-11	11" x 14" x 1-1/2"	1-1/4" between glass & back	Walnut w/o glass

Available Felt Colors:



Green



Red



Burgundy



Navy



Royal Blue



Black

**CERTIFICATE PLAQUES & DOCUMENT HOLDERS
SLIDE-IN CERTIFICATE PLAQUES**



SIP-100




Solid Bamboo (Natural)

SLIDE-IN CERTIFICATE PLAQUE

ITEM #	DOCUMENT SIZE	MATERIAL	KEYHOLES
SIP-100	8-1/2" x 11"	Walnut composite	Yes
SIP-150	8-1/2" x 11"	Dark cherry composite	Yes
SIP-200	8-1/2" x 11"	Solid walnut	Yes
SIP-250	8-1/2" x 11"	Solid cherry	Yes
SIP-300	8-1/2" x 11"	Flat black	Yes
SIP-400	8-1/2" x 11"	Oak composite	Yes
SIP-500	8-1/2" x 11"	Black marble	Yes
SIP-600	8-1/2" x 11"	Emerald marble	Yes
SIP-700	8-1/2" x 11"	Burgundy marble	Yes
SIP-800	8-1/2" x 11"	Grey marble	Yes
SIP-900	8-1/2" x 11"	Topaz marble	Yes
SIP-BBP	8-1/2" x 11"	Bamboo (Amber or Natural)	Yes

Available Colors:



Walnut Composite

Satin Black

Black Marble

Emerald Marble

Burgundy Marble



Gray Marble

Topaz Marble

Solid Cherry

Oak Composite

Cherry Composite

Solid Walnut

CERTIFICATE PLAQUES & DOCUMENT HOLDERS
EFC Certificate Frames




Barnwood



Coffee Bean Black



Walnut



Maple

ITEM #	DOCUMENT SIZE	OD SIZE
EFC-WALNUT	8.5" x 11"	10.5" x 13"
EFC-BARNWOOD	8.5" x 11"	10.5" x 13"
EFC-MAPLE	8.5" x 11"	10.5" x 13"
EFC-COFFEE BEAN	8.5" x 11"	10.5" x 13"

Optional: Laser engraving.
 No assembly required and individually boxed.

**CERTIFICATE PLAQUES & DOCUMENT HOLDERS
WALNUT SLIP-IN & DROP-IN CERTIFICATE PLAQUES**

SLIP-IN PLAQUE

<i>ITEM #</i>	<i>DOCUMENT SIZE</i>	<i>OD SIZE</i>	<i>MATERIAL</i>
CS-811	8-1/2" x 11"	10-1/2" x 13"	Walnut composite

No assembly required and individually boxed.



CS-811

DROP-IN PLAQUE

<i>ITEM #</i>	<i>DOCUMENT SIZE</i>	<i>OD SIZE</i>	<i>MATERIAL</i>
CD-811	8-1/2" x 11"	10-1/2" x 13"	Walnut composite

Minimal assembly required and individually boxed.



CD-811

**CERTIFICATE PLAQUES & DOCUMENT HOLDERS
ECONOMY & TRADITIONAL CERTIFICATE PLAQUES**



ECONOMY SLIDE-IN PLAQUE

ESC-100

ITEM #	MATERIAL	DOCUMENT SIZE	OD SIZE	EDGE PROFILE
ESC-100	Walnut composite	8-1/2" x 11"	11" x 13-1/2"	Concave
ESC-400	Oak composite	8-1/2" x 11"	11" x 13-1/2"	Concave
ESC-500	Black marble	8-1/2" x 11"	11" x 13-1/2"	Concave

No assembly required and individually boxed.



CFB-100

TRADITIONAL SLIDE-IN PLAQUE KIT

ITEM #	MATERIAL	DOCUMENT SIZE	OD SIZE	EDGE PROFILE
CFB-100	Walnut composite	8-1/2" x 11"	11" x 13-1/2"	Concave
CFB-400	Oak composite	8-1/2" x 11"	11" x 13-1/2"	Concave
CFB-500	Black marble	8-1/2" x 11"	11" x 13-1/2"	Concave
CWP-100	Solid walnut	8-1/2" x 11"	11" x 13-1/2"	Concave
CWP-150	Solid cherry	8-1/2" x 11"	11" x 13-1/2"	Concave

Minimal assembly required and individually boxed.

Available Colors:



Oak Composite

Solid Walnut

Solid Cherry

Walnut Composite


Black Marble



FBS-100


FEATHERLITE MODULAR PLAQUE

<i>ITEM #</i>	<i>MATERIAL</i>	<i>DOCUMENT SIZE</i>	<i>OD SIZE</i>
FBG-100	Black w/ gold beading	8-1/2" x 11"	11" x 13-1/2"
FBS-100	Black w/ silver beading	8-1/2" x 11"	11" x 13-1/2"
WG-100	Walnut w/ gold beading	8-1/2" x 11"	11" x 13-1/2"
WS-100	Walnut w/ silver beading	8-1/2" x 11"	11" x 13-1/2"



Minimal assembly required and individually boxed.

Available Colors:



FBG-100

WG-100

FBS-100

WS-100

**CERTIFICATE PLAQUES & DOCUMENT HOLDERS
RAISED DESIGNER PLAQUES**



RDF-100



RDF-150

RAISED DESIGNER PLAQUE

ITEM #	MATERIAL	DOCUMENT SIZE	OD SIZE	EDGE PROFILE
RDF-100	Walnut composite	8-1/2" x 11"	11" x 13-1/2"	Concave
RDF-150	Cherry composite	8-1/2" x 11"	11" x 13-1/2"	Concave
RDF-300	Flat black	8-1/2" x 11"	11" x 13-1/2"	Concave
RDF-400	Oak composite	8-1/2" x 11"	11" x 13-1/2"	Concave
RDF-500	Black marble	8-1/2" x 11"	11" x 13-1/2"	Concave
RDF-600	Emerald marble	8-1/2" x 11"	11" x 13-1/2"	Concave
RDF-700	Burgundy marble	8-1/2" x 11"	11" x 13-1/2"	Concave
RDF-800	Gray marble	8-1/2" x 11"	11" x 13-1/2"	Concave
RDF-900	Topaz marble	8-1/2" x 11"	11" x 13-1/2"	Concave
RDFG	Satin gold	8-1/2" x 11"	11" x 13-1/2"	Concave
RDFS	Brushed silver	8-1/2" x 11"	11" x 13-1/2"	Concave

Available Colors: No assembly required and individually boxed.

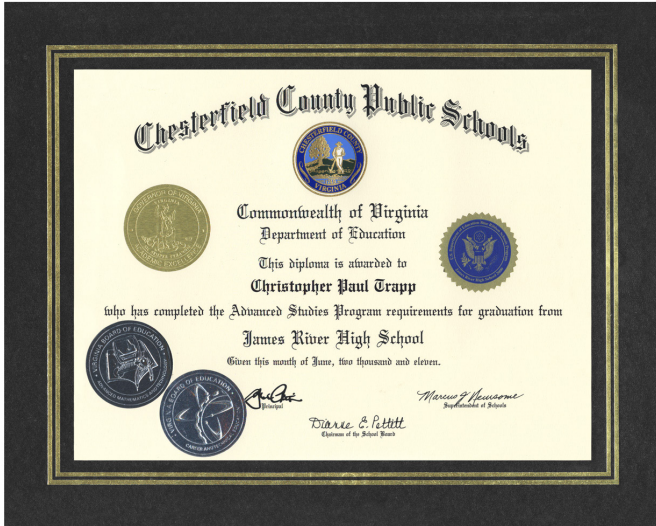


RDF-100 RDF-150 RDF-300 RDF-400 RDF-500 RDF-600



RDF-700 RDF-800 RDF-900 RDF-G RDF-S

**CERTIFICATE PLAQUES & DOCUMENT HOLDERS
LEATHERETTES**



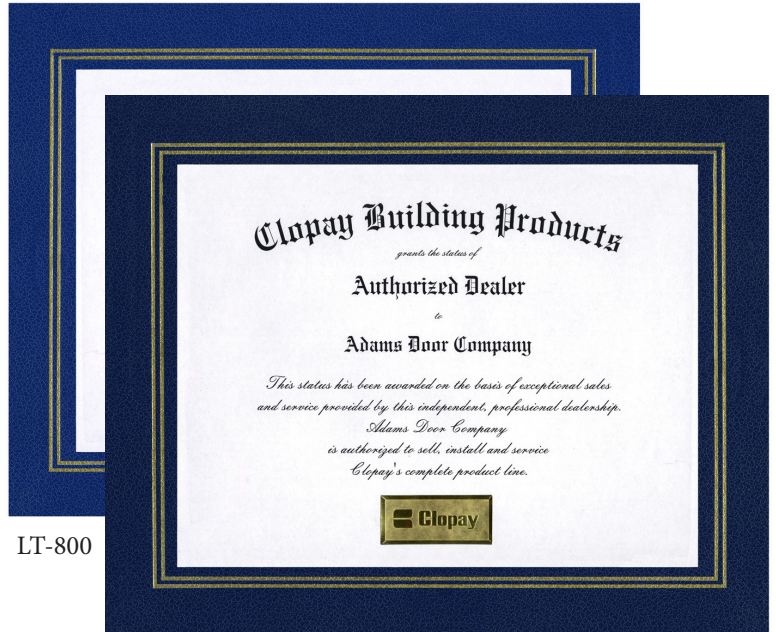
LT-500 (Satin)



LT-600



LT-700



LT-800N



LEATHERETTES

ITEM #	COLOR	DOCUMENT SIZE	OD SIZE
LT500	Black	8-1/2" x 11"	11" x 13"
LT500 (SATIN)	Satin black (no texture)	8-1/2" x 11"	11" x 13"
LT-600	Light green	8-1/2" x 11"	11" x 13"
LT-700	Burgundy		
LT-800N	Navy		
LT-800	Royal Blue		

Minimal assembly required and individually boxed.

CUSTOMIZATION
PERSONALIZATION CAPABILITIES



Laser Engraving



3D Laser Engraving



Laser Cut Engraving



Color Sublimation



Kitting



Glass Etching



Full Color
UV Printing



Acrylic Engraving



Full Color Graphic Film

**CUSTOMIZATION
WOOD SPECIES**



AMBER BAMBOO (CLEAR LACQUER)



BUBINGA (CLEAR LACQUER)



RED ALDER (CLEAR LACQUER)



MAPLE (CLEAR LACQUER)



WHITE OAK (CLEAR LACQUER)



NATURAL BAMBOO (CLEAR LACQUER)



CHERRY (CLEAR LACQUER)



PINE (CLEAR LACQUER)



WALNUT (CLEAR LACQUER)



POPLAR (CLEAR LACQUER)



BLUE PINE (CLEAR LACQUER)



BIRCH PLYWOOD (CLEAR LACQUER)



MAHOGANY (CLEAR LACQUER)



RED OAK (CLEAR LACQUER)




BRAZILIAN CHERRY (CLEAR LACQUER)



BASSWOOD (CLEAR LACQUER)

CUSTOMIZATION
WOOD STAINS

WALNUT (CUSTOM CHERRY FINISH)




WALNUT (MAHOGANY FINISH)




WALNUT (DISTRESSED EBONY FINISH)



ALDER (ESPRESSO FINISH)



ALDER (MAHOGANY FINISH)




OAK (ESPRESSO FINISH)



OAK (WHITE WASH)




OAK (HAND SAWN/GREY FINISH)




MAPLE (QUEEN ANNE FINISH)



MAPLE (WHITE WASH FINISH)




MAHOGANY (DARK FINISH)



PINE (DISTRESSED WALNUT FINISH)



BIRCH PLYWOOD (ESPRESSO FINISH)



CHERRY (QUEEN ANNE FINISH)



CUSTOMIZATION
EDGE PROFILES

1/4" BEVEL EDGE



SQUARE CORNER RADIUS EDGE



ROUNDED CORNER RADIUS EDGE



3/8" CONCAVE EDGE



3/8" COVE EDGE



1/4" ROMAN COVE EDGE



RAISED PANEL EDGE

